

## Cost-Benefit Analysis for Orbit Bloom Energy, LLC

Prepared by Town of Brookhaven using InformAnalytics

## Executive Summary

**INVESTOR**  
Orbit Bloom Energy, LLC

**TOTAL INVESTED**  
\$32.8 Million

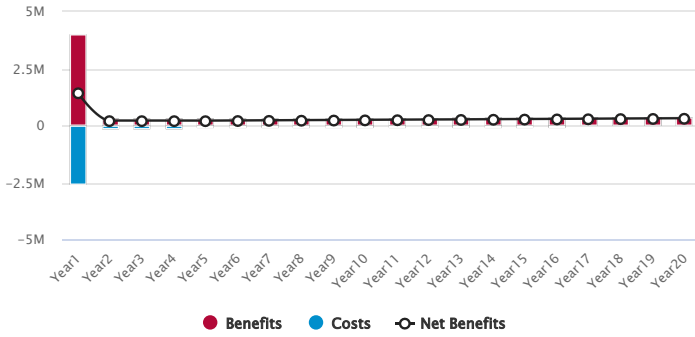
**LOCATION**  
3601 Horseblock Rad Medford, NY  
11763

**TIMELINE**  
20 Years

F1 FIGURE 1

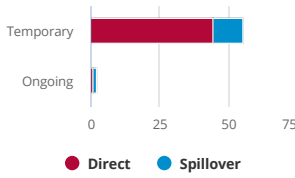
Discounted\* Net Benefits for Orbit Bloom Energy, LLC by Year

Total Net Benefits: \$5,950,000



F2 FIGURE 2

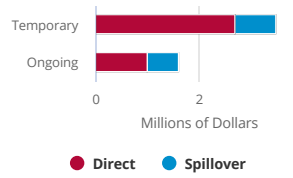
Total Jobs



Discounted at 2%

F3 FIGURE 3

Total Payroll





## Proposed Investment

Orbit Bloom Energy, LLC proposes to invest \$32.8 million at 3601 Horseblock Rad Medford, NY 11763 over 20 years. Town of Brookhaven staff summarize the proposed with the following: UPDATED March 2020 The applicant proposes sale of the equity interest to AEP Onsite Partners, LLC. This investor will also enter into a long term Operations and Maintenance agreement with Bloom Energy Corporation, which is the parent company of Orbit Bloom Energy LLC.

Propose construction of a 5,000 sq ft fuel cell that will create 6MW of energy and be located on a 1.5 acre vacant lot on Horseblock Rd in Medford. Orbit Bloom Energy, LLC has a power purchase agreement with PSEG. We expect that this project will be completed in a timely fashion. As per our Uniform Project Evaluation Criteria Policy, the criteria met for this project include, but are not limited to, advances renewable energy production goals and capital investment by the applicant.

T1 TABLE 1

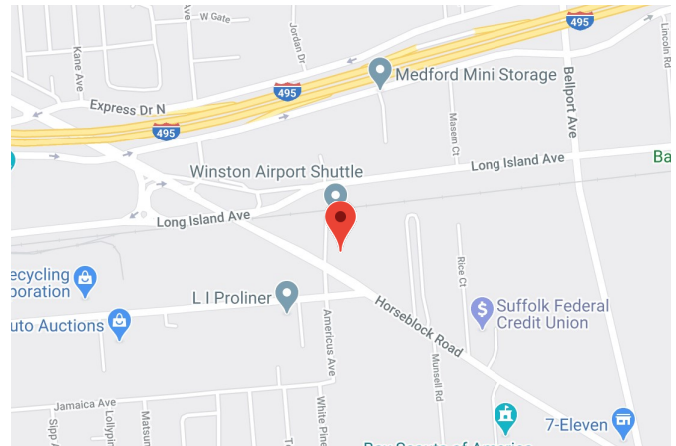
### Proposed Investments

Description	Amount
<b>CONSTRUCTION SPENDING</b>	
6MW Fuel Cell	\$6,500,000
<b>OTHER SPENDING</b>	
machinery and equipment	\$26,260,000
Total Investments	\$32,760,000
Discounted Total (2%)	\$32,760,000

May not sum to total due to rounding.

F4 FIGURE 4

### Location of Investment



Google

Map data ©2020

## Cost-Benefit Analysis

A cost-benefit analysis of this proposed investment was conducted using InformAnalytics, an economic impact model developed by CGR. The report estimates the impact that a potential project will have on the local economy based on information provided by Town of Brookhaven. The report calculates the costs and benefits for specified local taxing districts over the first 20 years, with future returns discounted at a 2% rate.

T2 TABLE 2

### Estimated Costs or Incentives

Town of Brookhaven is considering the following incentive package for Orbit Bloom Energy, LLC.

Description	Nominal Value	Discounted Value*
Property Tax Exemption	\$1,180,000	\$1,024,000
Sales Tax Exemption	\$2,489,000	\$2,489,000
Total Costs	\$3,669,000	\$3,513,000

**May not sum to total due to rounding.**

\* Discounted at 2%

T3 TABLE 3

**State & Regional Impact (Life of Project)**

The following table estimates the total benefits from the project over its lifetime.

Description	Direct	Spillover	Total
<b>REGIONAL BENEFITS</b>	<b>\$7,978,000</b>	<b>\$1,493,000</b>	<b>\$9,471,000</b>
<b>To Private Individuals</b>	<b>\$3,910,000</b>	<b>\$1,473,000</b>	<b>\$5,383,000</b>
Temporary Payroll	\$2,692,000	\$755,000	\$3,447,000
Ongoing Payroll	\$1,218,000	\$718,000	\$1,936,000
<b>To the Public</b>	<b>\$4,068,000</b>	<b>\$20,000</b>	<b>\$4,088,000</b>
Property Tax Revenue	\$4,016,000	N/A	\$4,016,000
Temporary Sales Tax Revenue	\$36,000	\$10,000	\$46,000
Ongoing Sales Tax Revenue	\$16,000	\$10,000	\$26,000
<b>STATE BENEFITS</b>	<b>\$246,000</b>	<b>\$92,000</b>	<b>\$338,000</b>
<b>To the Public</b>	<b>\$246,000</b>	<b>\$92,000</b>	<b>\$338,000</b>
Temporary Income Tax Revenue	\$139,000	\$39,000	\$177,000
Ongoing Income Tax Revenue	\$63,000	\$36,000	\$99,000
Temporary Sales Tax Revenue	\$31,000	\$9,000	\$40,000
Ongoing Sales Tax Revenue	\$14,000	\$8,000	\$22,000
Total Benefits to State & Region	\$8,224,000	\$1,585,000	\$9,809,000
<b>Discounted Total Benefits (2%)</b>	<b>\$8,007,000</b>	<b>\$1,457,000</b>	<b>\$9,464,000</b>

May not sum to total due to rounding.

T4 TABLE 4

**Benefit to Cost Ratio**

The following benefit to cost ratios were calculated using the discounted totals.

Description	Benefit*	Cost*	Ratio
Region	\$9,145,000	\$2,359,000	4:1
State	\$318,000	\$1,154,000	0:1
Grand Total	\$9,464,000	\$3,513,000	3:1

**May not sum to total due to rounding.**

\* Discounted at 2%

---

CGR has exercised reasonable professional care and diligence in the the production and design of the InformAnalytics™ tool. However, the data used is provided by users. InformAnalytics does not independently verify, validate or audit the data supplied by users. CGR makes no representations or warranties with respect to the accuracy of the data supplied by users.